



ALCO-LITE® FIRE LADDERS



1.800.752.2526
www.fireladder.com



- 1. Inspect and test all ladders prior to placing in service.
- 2. Perform a visual inspection before and after every ladder usage.
- 3. All fire department ground ladders must be service tested in accordance with NFPA 1930 at least annually, prior to being put into service, after repairs, or any time that the ladder integrity is suspect.
- 4. When carried on a truck, ladders must be fastened down with all contact points on mounting brackets padded to minimize abrasion.
- 5. Never store a ladder where it can be exposed to engine exhaust and heat.
- 6. Ladder shall be secured at the base, either by a firefighter or mechanical means, to prevent slipping or displacement.
- 7. Ladder must be tied off at the top (whenever possible) to prevent slipping or displacement.
- 8. Always tie off the halyard to the base section prior to climbing.
- 9. Never overload a ladder. Refer to NFPA 1930 and the IFSTA standards for proper ladder loading. If a ladder is ever positioned at a reduced angle (further out than 1/4 the effective length), the load-carrying capacity is significantly reduced.



Note from the Chief

Always use extension ladders in a fly-out position. Some departments want to position their extension ladder in the fly-in configuration. In order to do so, the ladder must be designed accordingly, or else the hardware can present a tripping hazard. All ALCO-LITE® ladders are designed for use (in the) fly-out position as specified in IFSTA and the NFPA 1930 Standard.

Speak with our knowledgeable customer service consultants at 1.800.752.2526 or visit www.fireladder.com

Double Hook Roof Ladder

We heard you!! Alco-Lite® is proud to introduce the DRL Series roof ladder with double hooks.

Roof hooks at each end of the ladder mean no more helicoptering to properly position the ladder!



DRL Series
Aluminum Double Hook Roof Ladder

Model	Length	Width	Banking Thickness	Weight
DRL-12	12' 8"	18-1/2"	2-7/8"	46 lbs
DRL-14	13' 10"	18-1/2"	2-7/8"	52 lbs
DRL-16	16' 2"	18-1/2"	2-7/8"	58 lbs
DRL-18	18' 5"	18-1/2"	2-7/8"	63 lbs
DRL-20	19' 9"	18-1/2"	2-7/8"	70 lbs

6' Pumper Wall Ladder

Fits in the same space as a backboard

Perfect size for accessing first floor windows

Shoes on one end and butt spurs on the other so you will always have the correct footing



PWL Series - 6'
Aluminum Pumper Wall Ladder

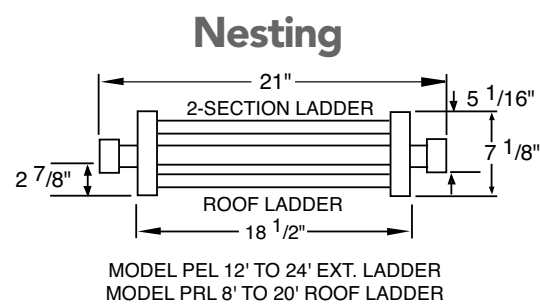
Model	Length	Width	Thickness
PWL-06	5' 11 1/2"	18 1/2"	16 lbs

Other sizes available upon request.

Alco-Lite® pumper ladders have been the standard in the industry since 1930, thanks to their heavy-duty design and lightweight construction.

Features

- Roof ladders equipped with reinforcing brace between hooks for increased rigidity
- Equipped with high strength steel butt spurs and rounded aluminum end caps for increased durability; oversized 2-1/4" pulley for easy operation



Speak with our knowledgeable customer service consultants at 1.800.752.2526 or visit www.fireladder.com



Note from the Chief

"All fire department ladders have the size marked near the base for quick and easy reference. Train your personnel to quickly identify the ladder that they are seeking. I recommend that you consider how often you will use each ladder when designing your nesting compartment. A quick review will let you know which ladders you use most at the fire ground."



PRL Series
Aluminum Pumper Roof Ladder

Model	Length	Width	Banking Thickness	Weight
PRL-08	8' 5"	18-1/2"	2-7/8"	27 lbs
PRL-10	10' 9"	18-1/2"	2-7/8"	33 lbs
PRL-12	12' 0"	18-1/2"	2-7/8"	36 lbs
PRL-14	14' 3"	18-1/2"	2-7/8"	42 lbs
PRL-16	16' 7"	18-1/2"	2-7/8"	48 lbs
PRL-18	18' 10"	18-1/2"	2-7/8"	54 lbs
PRL-20	20' 0"	18-1/2"	2-7/8"	60 lbs

PEL Series
Aluminum Pumper Two-Section Ladder

Model	Extended Length	Closed Length	Width	Banking Thickness	Weight
PEL-12	12'	8' 5"	21"	5-1/16"	48 lbs
PEL-14	14'	9' 7"	21"	5-1/16"	53 lbs
PEL-16	16'	10' 9"	21"	5-1/16"	59 lbs
PEL-20	20'	12' 0"	21"	5-1/16"	66 lbs
PEL-24	24'	14' 3"	21"	5-1/16"	75 lbs
PEL-28	28'	16' 7"	22"	5-13/16"	114 lbs
PEL-30	30'	17' 9"	22"	5-13/16"	122 lbs
PEL-35	35'	20' 1"	22"	5-13/16"	139 lbs

PEL3 Series
Aluminum Pumper Three-Section Ladder

Model	Extended Length	Closed Length	Width	Banking Thickness	Weight
PEL3-24	24'	12' 2"	23-1/2"	7-1/4"	105 lbs
PEL3-28	28'	13' 4"	25"	8-1/4"	145 lbs
PEL3-30	30'	14' 6"	25"	8-1/4"	158 lbs
PEL3-35	35'	15' 8"	25"	8-1/4"	170 lbs
PEL3-40	40'	17' 0"	25"	8-1/4"	200 lbs
PEL3-40P	40'	17' 0"	26"	8-1/4"	220 lbs

PWL Series
Aluminum Pumper Wall Ladder

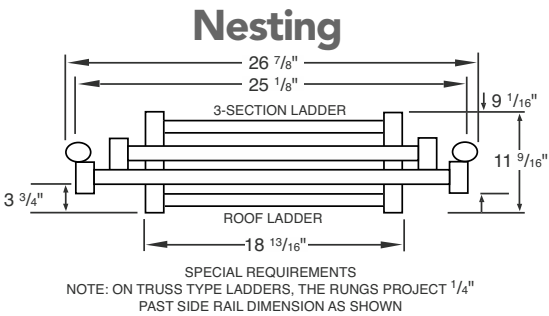
Model	Length	Width	Thickness
PWL-08	8' 4"	18 1/2"	20 lbs
PWL-10	10' 8"	18 1/2"	26 lbs
PWL-12	11' 10"	18 1/2"	29 lbs
PWL-14	14' 2"	18 1/2"	35 lbs
PWL-16	16' 6"	18 1/2"	41 lbs
PWL-18	18' 10"	18 1/2"	47 lbs
PWL-20	20' 0"	18 1/2"	53 lbs

ALCO-LITE® truss construction ladders have been a tradition in the industry since their inception by our founder. Built with the same work ethic and craftsmanship as those of the 1930's, you can depend upon their truly traditional quality.

Truss ladders offer the same strength and durability of their pumper ladder counterparts, with additional rigidity for added comfort at height.

Staypoles, or "tormentors" can be added to any length ladder.

The truss design provides maximum rigidity.



Safety Note

Remember, aluminum does NOT change color when heated. You cannot determine with the naked eye if your ladder has been changed due to heat exposure.

Use heat sensor labels on each section of your ladders to let you know when they have been exposed to damaging heat levels. If they change color, the ladder must be removed from service and be tested per NFPA 1930.



TRL Series
Aluminum Truss Roof Ladder

Model	Length	Width	Banking Thickness	Weight
TRL-12	12' 5"	19-1/16"	3-3/4"	43 lbs
TRL-14	14' 9"	19-1/16"	3-3/4"	50 lbs
TRL-16	16' 11"	19-1/16"	3-3/4"	56 lbs
TRL-18	18' 2"	19-1/16"	3-3/4"	60 lbs
TRL-20	20' 6"	19-1/16"	3-3/4"	65 lbs
TRL-24	24' 0"	19-1/16"	3-3/4"	76 lbs
TRL-26	26' 4"	19-1/16"	5-7/16"	92 lbs
TRL-28	28' 8"	19-1/16"	5-7/16"	100 lbs

TEL Series
Aluminum Truss Two-Section Ladder

Model	Extended Length	Closed Length	Width	Banking Thickness	Weight
TEL-20	20'	13' 0"	22-1/4"	6-7/16"	93 lbs
TEL-24	24'	15' 4"	22-1/4"	6-7/16"	110 lbs
TEL-28	28'	16' 6"	22-1/4"	6-7/16"	118 lbs
TEL-30	30'	17' 8"	22-1/4"	6-7/16"	126 lbs
TEL-35	35'	20' 0"	22-1/4"	6-7/16"	141 lbs
TEL-40	40'	22' 4"	22-1/4"	6-7/16"	165 lbs
TEL-40P	40'	22' 4"	23-1/2"	8-1/8"	214 lbs
TEL-45P	45'	25' 10"	23-1/2"	8-1/8"	232 lbs
TEL-50P	50'	28' 2"	23-1/2"	8-1/8"	250 lbs

TEL3 Series
Aluminum Truss Three-Section Ladder

Model	Extended Length	Closed Length	Width	Banking Thickness	Weight
TEL3-24	24'	12'	25-3/8"	9-1/16"	142 lbs
TEL3-28	28'	13' 2"	25-3/8"	9-1/16"	154 lbs
TEL3-30	30'	14' 4"	25-3/8"	9-1/16"	163 lbs
TEL3-35	35'	15' 6"	25-3/8"	9-1/16"	175 lbs
TEL3-40	40'	16' 8"	25-3/8"	9-1/16"	190 lbs
TEL3-40P	40'	16' 8"	27"	9-1/16"	223 lbs
TEL3-45P	45'	19' 0"	27"	10-3/4"	242 lbs
TEL3-50P	50'	20' 2"	27"	10-3/4"	273 lbs

TWL Series
Aluminum Truss Wall Ladder

Model	Length	Banking Width	Thickness	Weight
TWL-10	10' 5-1/2"	19-1/16"	3-3/4"	30 lbs
TWL-12	12' 9-1/2"	19-1/16"	3-3/4"	37 lbs
TWL-14	14' 0-1/2"	19-1/16"	3-3/4"	44 lbs
TWL-16	16' 3-1/2"	19-1/16"	3-3/4"	50 lbs
TWL-18	18' 7-1/2"	19-1/16"	3-3/4"	54 lbs
TWL-20	20' 0"	19-1/16"	3-3/4"	59 lbs
TWL-24	24' 5-1/2"	19-1/16"	3-3/4"	68 lbs
TWL-26	26' 9-1/2"	19-1/16"	5-7/16"	85 lbs
TWL-28	28' 0-1/2"	19-1/16"	5-7/16"	89 lbs

FOLDING ATTIC LADDERS

ALCO-LITE® folding attic ladders offer the ultimate in portability for low to medium height access. Compact design easily fits on any service vehicle.

- Hinge locks ladder into open position
- Lightweight for easy carrying
- Folds laterally into 5-1/4" wide compact unit for easy storage and transportation
- Equipped with handles for safer operation, more pinch-resistance, easier maneuvering and set-up.
- Designed for maximum one-man load — 300 lbs rated
- Available with optional slip-resistant fixed rubber cap feet



Shown with standard swivel safety shoes.

FL Series Aluminum Folding Attic Ladder						
Model	Open Length	Folded Length	Folded Width	Open Width	Banking Thickness	Weight
FL-08	8' 3"	9' 3"	5-1/4"	15-1/2"	2"	12 lbs
FL-10	10' 6"	11' 5"	5-1/4"	15-1/2"	2"	14 lbs
FL-12	12' 8"	13' 8"	5-1/4"	15-1/2"	2"	17 lbs
FL-14	14' 11"	15' 11"	5-1/4"	15-1/2"	2"	21 lbs

ALUMINUM COMBINATION LADDERS

ALCO-LITE® combination ladders are functionally engineered for ease of operation as a step or extension ladder. Ideal for spanning fences, accessing windows, or as a self-supporting ladder set up in the center of a room.

- Alco-Lite's unique design allows for rung repair to be performed at your fire house with commonly used tools.
- Converts easily to extension ladder or "A" ladder
- Double-fronted in stepladder form for maximum flexibility
- Accessible from both sides
- Special heavy-duty "A" bracket allows for quick, easy set-up
- Compact design is easy to maneuver in tight hallways and stairwells





Speak with our knowledgeable customer service consultants at 1.800.752.2526 or visit www.fireladder.com

CJL Series Aluminum Combination Ladder						
Model	Closed Length	Height in "A" Position	Width in "A" Position	Width	Banking Thickness	Weight
CJL-10	6' 2"	5' 10"	4' 3"	20-1/2"	6-3/8"	27 lbs
CJL-12	7' 4"	7' 0"	4' 11"	20-1/2"	6-3/8"	29 lbs
CJL-14	8' 6"	8' 2"	5' 4"	20-1/2"	6-3/8"	33 lbs
CJL-16	9' 8"	9' 1"	6' 5"	20-1/2"	6-3/8"	38 lbs

ALCO-LITE® fiberglass fire ladders are designed to meet firefighters’ most demanding requirements. Non-conductive fiberglass side rail construction offers an added measure of safety when used near charged electrical circuits.

- Alco-Lite’s unique design allows for rung repair to be performed at your fire house with commonly used tools.
- Non-conductive fiberglass side rails for improved safety



Speak with our knowledgeable customer service consultants at 1.800.752.2526 or visit www.fireladder.com

Note from the Chief
Wet, dirty fiberglass (or wood) ladders may still conduct electricity. Please keep ALL ladders away from live electrical wires.



FRL Series
Fiberglass Roof Ladder

Model	Length	Width	Banking Thickness	Weight
FRL-08	8' 7"	19-1/8"	3-13/16"	24 lbs
FRL-10	10' 11"	19-1/8"	3-13/16"	30 lbs
FRL-12	12' 2"	19-1/8"	3-13/16"	36 lbs
FRL-14	14' 5"	19-1/8"	3-13/16"	42 lbs
FRL-16	16' 9"	19-1/8"	3-13/16"	46 lbs
FRL-18	19'	19-1/8"	3-13/16"	50 lbs
FRL-20	20' 2"	19-1/8"	3-13/16"	55 lbs

FEL Series
Fiberglass Two-Section Ladder

Model	Extended Length	Closed Length	Width	Banking Thickness	Weight
FEL-12	12'	8' 6"	22-5/16"	6-9/16"	63 lbs
FEL-14	14'	9' 8"	22-5/16"	6-9/16"	69 lbs
FEL-16	16'	10' 10"	22-5/16"	6-9/16"	77 lbs
FEL-20	20'	12' 1"	22-5/16"	6-9/16"	84 lbs
FEL-24	24'	14' 4"	22-5/16"	6-9/16"	99 lbs
FEL-28	28'	16' 8"	22-5/16"	6-9/16"	118 lbs
FEL-30	30'	17' 10"	22-5/16"	6-9/16"	130 lbs
FEL-35	35'	20' 2"	22-5/16"	6-9/16"	139 lbs
FEL-40	40'	22' 6"	22-5/16"	6-9/16"	150 lbs

FEL3 Series
Fiberglass Three-Section Ladder

Model	Extended Length	Closed Length	Width	Banking Thickness	Weight
FEL3-24	24'	12' 3"	25-1/2"	9-1/4"	133 lbs
FEL3-28	28'	13' 5"	25-1/2"	9-1/4"	145 lbs
FEL3-30	30'	14' 7"	25-1/2"	9-1/4"	155 lbs
FEL3-35	35'	15' 9"	25-1/2"	9-1/4"	170 lbs
FEL3-40	40'	16' 11"	25-1/2"	9-1/4"	181 lbs

"FRESNO" STYLE LADDERS

ALCO-LITE® "Fresno" style ladders are ideal for use in accessing small attic openings or other medium height close quarter areas.

High strength steel butt spurs protect rail ends and help secure base

Optional heavy cast aluminum swivel safety shoes assure better traction in many environments

Designed for maximum one-man load — 750 lbs rated duty rating




Speak with our knowledgeable customer service consultants at **1.800.752.2526** or visit www.fireladder.com

AEL Series
"Fresno" Style Extension Ladder


Model	Extended Length	Closed Length	Width	Banking Thickness	Weight
AEL-10	10'	7' 3"	13-1/2"	5-1/16"	41 lbs
AEL-12	12'	8' 5"	13-1/2"	5-1/16"	46 lbs
AEL-14	14'	9' 7"	13-1/2"	5-1/16"	51 lbs

COMPACT PUMPER LADDERS

ALCO-LITE® pumper ladders have been the standard in the industry since 1930 -- engineered and manufactured to exacting standards for use on general fire fighting trucks and pumper trucks.

Our compact pumper ladders offer the same Alco-Lite® strength and durability in a compact size for easy maneuverability.

Ideal for mini pumpers/light rescue


Note from the Chief
Quick question? Does your department raise your ladders fly in or fly out? Did you know that there IS a right way to throw your Alco-Lite® ladder?

Turn to page 1 for the correct way.



PEL3 Series
Aluminum Compact Pumper Three Section Ladder

Model	Extended Length	Closed Length	Width	Banking Thickness	Weight
PEL3-16	16'	7' 4-1/2"	23-1/2"	7-1/4"	61 lbs
PEL3-19	19'	8' 6-1/2"	23-1/2"	7-1/4"	70 lbs

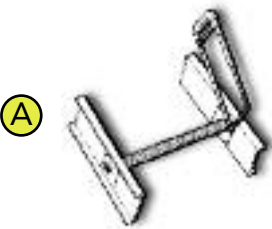
CAUTION!

Do not replace rung if side rail has been damaged. Contact ALCO-LITE for repair options.


Required Materials

2x4 board cut to fit snugly
inside width of the ladder
Replacement rung section and bushings
Hacksaw 3/4" threaded steel rod


Three nuts to fit steel rod
Two washers, 1-1/2" O.D. or larger
Motor oil
Mallet or hammer



A 1. Cut out portion of damaged rung between ladder side rails.



B 2. Insert hacksaw blade through rung section that is still attached to each ladder plate.



3. Carefully saw through inner bushing until the rung becomes loose and can be removed. In this manner, the rung can be removed without the hacksaw touching the side plates. A tap with a hammer or mallet will assist in removing the rung section.

C 4. Place the 2x4 in opening to maintain width.

5. Put new rung in place through plate on both sides of ladder.

6. Lubricate bushings with motor oil.

7. Push bushing into place by means of steel rod, two large washers (O.D. 1-1/2" or larger) and three nuts to fit rod. The rod should be 6" longer than the rung threaded.

8. The bushings are forced into place by gradually tightening the nuts on each side. Threaded rod is available at most hardware stores. Ensure rod is centered to facilitate bushing installation.

For more helpful information,
check out our website at
www.fireladder.com

If there are any questions about the integrity of your ladder
or the repair process, contact your ALCO-LITE® customer
service representative immediately at **1.800.752.2526**



WARNING!

1. If dot on heat sensor label turns black, remove ladder from service and test to NFPA 1930 standards.
2. Check expiration date on all heat sensors and replace as required.

DO NOT APPLY HEAT SENSOR DOTS OR LABELS TO ANY LADDER THAT HAS NOT PASSED THE IN-SERVICE TESTING OF THE NFPA 1930 EDITION STANDARDS

Due to the expiration of Heat Sensor Labels, ALCO-LITE® cannot stock them.
Labels can be ordered from Ladder Technologies: 479.236.6686 • www.laddertechnologies.com

Even the sturdiest, best-engineered piece of equipment must be properly used for maximum safety. The following recommendations will help you obtain maximum service and safety from your ALCO-LITE® fire department ground ladders. These are only a few of the items you need to be aware of in using, inspecting, and testing your ALCO-LITE® fire department ground ladders. For additional information on proper usage, inspection, and testing, please refer to the current NFPA 1930 standard and the IFSTA fire department ground ladder standard. Those practices permitted in BOTH standards are recommended, and their safety procedures must be obeyed.

One of the most vital areas of ladder safety is the correct placement angle of your ladder. This illustration shows the exact method for proper placement of ladders of varying lengths. With this method, the ladder is placed against the vertical plane (wall, etc.) at a 75-1/2° angle.

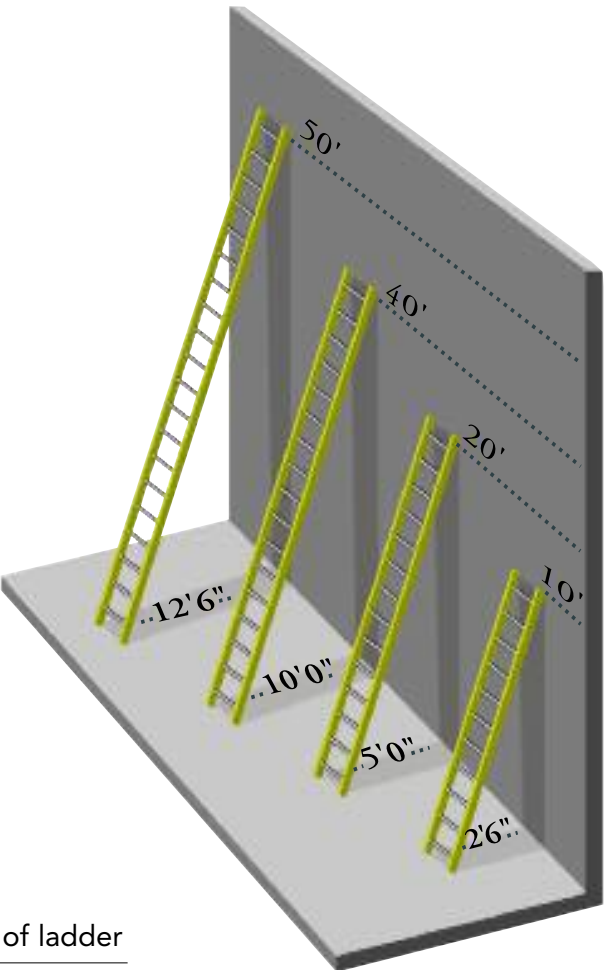
A simple formula for correct placement is to position the bottom of the ladder at a distance from the vertical plane equal to 1/4 the total working length of the ladder. At this angle, your ladder will give the best service and maximum strength.

$$\text{Correct placement (distance from wall, etc)} = \frac{\text{total working length of ladder}}{4}$$



Diagram A

All ALCO-LITE® fire ladders now include a label on the side rail to help you properly position the ladder. (See example at left.) This label illustrates and instructs the proper way to position the ladder before climbing. When the illustrations are followed, the ladder will be set at the correct climbing angle of 75-1/2°.



WHY CHOOSE ALCO-LITE®?

Thank you for choosing to find out more about Alco-Lite® brand fire ladders by Sam Carbis Solutions Group. From our beginning in 1930, we have been dedicated to supplying top quality aluminum fire department ladders to the world.

When Sam Carbis, our founder and great grandfather, first dreamed up the aluminum ladder, he was employed by Alcoa who was looking for new uses for this suddenly affordable metal. While Alcoa was not interested in manufacturing ladders, they were encouraging and soon an industry was born.

From those humble roots, we have grown exponentially and now supply virtually all OEM manufacturers in North America, the leading equipment suppliers, the US government, and hundreds of fire houses and dealers around the country and the world.

Our commitment to safety has been a driving force throughout our


history. We have been actively involved in the development of industry safety standards for over 60 years. As part of that commitment, we have encouraged the annual testing of fire department ground ladders. When we began hearing complaints and concerns that testing would destroy the ladders, we began cycle testing the same ladder repeatedly...it has now been tested more than 75,000 times, and it still passes the test.

In the event something does happen to your ladder, all of our Alco-Lite® fire department ground ladders are field repairable, and a complete parts list is available for each one. We also offer training classes on inspection, maintenance, and testing of our ground ladders which can be scheduled year-round at our facility here in sunny South Carolina. With all that quality, service, and experience, "it only makes sense to buy your aluminum fire ladders from the company that invented them."



Sam Carbis

Inventor of the Aluminum Fire Ladder and Founder of the Alco-Lite brand of ladders



Helen Cramer

President, Aluminum Ladder Company (1959-2001)



Samuel Cramer

President, Aluminum Ladder Co. (2001-2013), Founder Sam Carbis Solutions Group



Shawn Mizell

President, Sam Carbis Solutions Group (2013-present)



1.800.752.2526
www.fireladder.com

1430 West Darlington Street • Florence, SC 29501